

**SUBMITTAL
DATA**



**IRB
POSITIVE PRESSURE SERIES GAS FIRED
INFRA-RED TUBE HEATER
RESIDENTIAL GARAGE / SHOP**

PROJECT:	
ENGINEER:	
CONTRACTOR:	
DISTRIBUTOR:	
SCHWANK MODEL #:	
FUEL:	
APPROVED BY:	
DATE:	
APPROVAL #:	



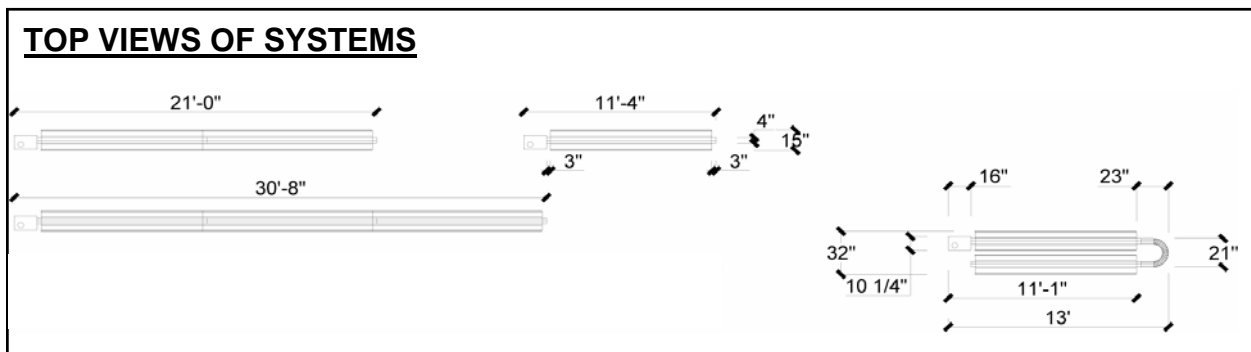
NOTICE:

InfraSave reserves the right to make changes to equipment and specifications without obligation or notification.

This publication, or parts thereof, may not be reproduced in any form, without prior written consent from InfraSave. Unauthorized use or distribution of this publication is strictly prohibited.

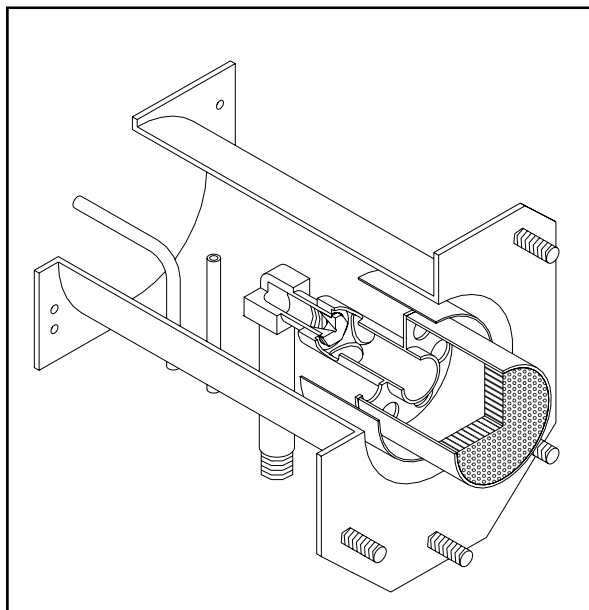
*InfraSave
Mississauga, Ontario,
Waynesboro, Georgia,
Phone: 1-866-INFRASV (463-7278)
Fax: 1-866-724-9265
<http://www.infrasave.com>
e-mail: info@infrasave.com*

<u>TABLE 1: MODEL CONFIGURATIONS</u>	TOTAL TUBE LENGTH	CAPACITY (BTU/HR) 0 to 4,500 ft. ABOVE SEA LEVEL	TURBULATOR LENGTH	GAS PRESSURE & ELECTRICAL	FLUE & AIR VENT	SHIPPING WEIGHT (LBS.)
IRB-60-30	30' 8"	60,000	14'	<u>LINE MINIMUM</u> 5" W.C. N.G. 11" W.C. L.P.	4"	170
IRB-60-20	21' 0"		14'			
IRB-45-20	21' 0"	45,000	14'	<u>MANIFOLD</u> 3½" W.C. N.G. 10" W.C. L.P. ½" GAS INLET	4"	140
IRB-45-10	11' 4"		5'			



<u>TABLE 2</u> <u>COMPONENT QUANTITIES</u> <u>PER HEATER MODEL</u>	<u>IR 45-10</u>	<u>IR 45-20</u>	<u>IR 60-20</u>	<u>IR 60-30</u>
10' ALUMINIZED SWAGED TUBE w/ FLANGE	1	1	1	1
10' SWAGED STEEL TUBE	0	1	1	2
10' REFLECTOR	1	2	2	3
ALUMINIZED COUPLER	0	1	1	2
REFLECTOR END CAPS	2	2	2	2
TUBE / REFLECTOR WIRE HANGERS	0	1	1	2
5' STAINLESS STEEL TURBULATOR	1	0	0	0
10' ALUMINIZED STEEL TURBULATOR	0	1	1	1
4' ALUMINIZED STEEL TURBULATOR	0	1	1	1
HEATER QUANTITY ON THIS PROJECT				

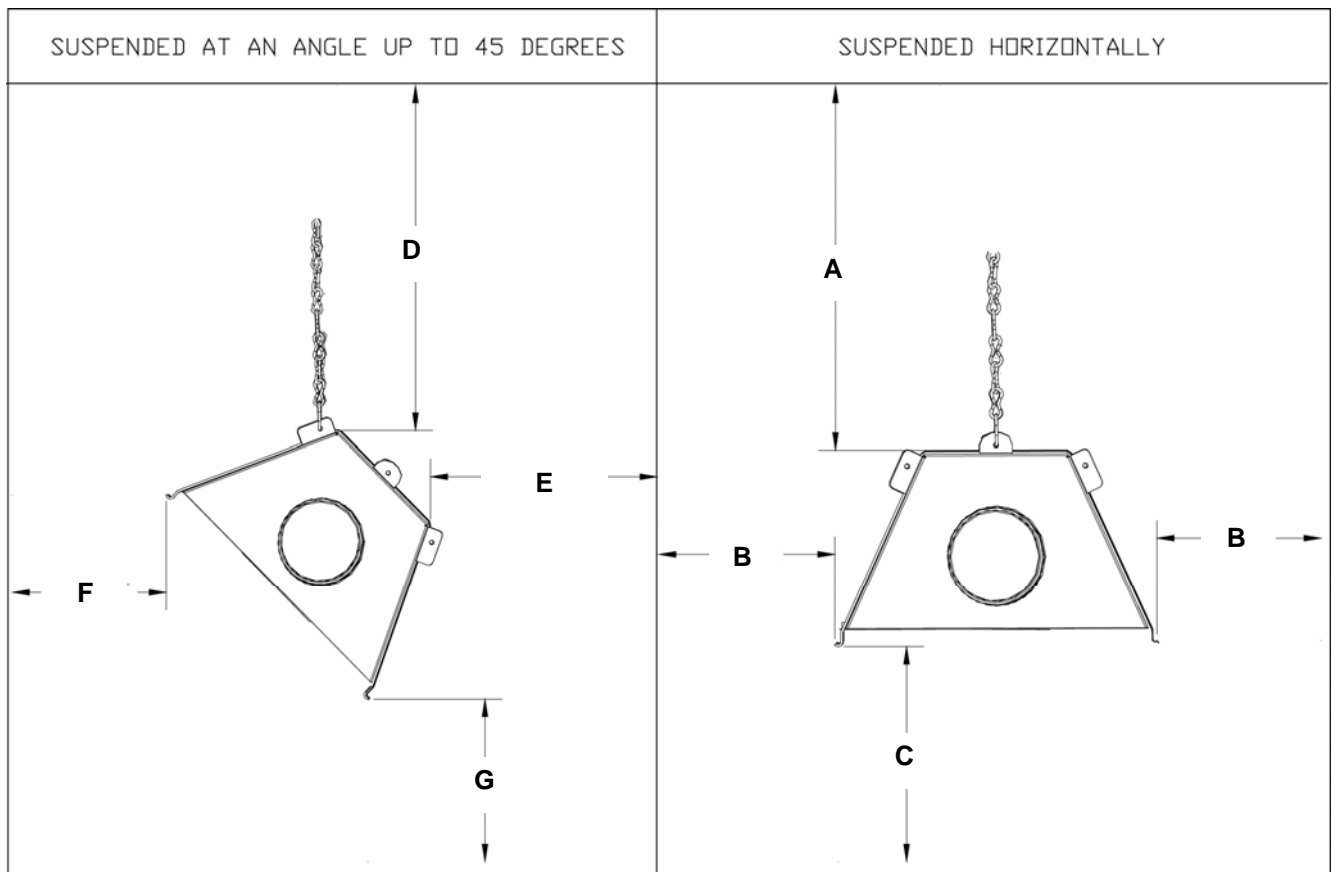
BURNER CUT-AWAY VIEW



<u>OPTIONAL ACCESSORIES</u>	<u>PROJECT QTY</u>
90 DEGREE ELBOW KIT JM-0508-KT 1 ELBOW, 2 REFLECTOR END CAPS, 1 CLAMP.	
180 DEGREE ELBOW KIT JM-0513-KT 1 ELBOW, 2 REFLECTOR END CAPS, 1 CLAMP.	
4" FRESH AIR INTAKE ADAPTER JS-0532-SE	
4" FRESH AIR INTAKE CAP JS-0532-VC	
4" ROOF FLUE VENT TERMINAL JA-0530-XX	
6" ROOF FLUE VENT TERMINAL JA-0531-XX	
4" WALL FLUE VENT TERMINAL JA-0528-XX	
6" WALL FLUE VENT TERMINAL JA-0529-XX	
FLUE VENT TEE (4" x 4" x 6") JA-0514-AA	
<u>USA ONLY:</u>	
FLEX GAS CONNECTOR 1/2" x 24" 45,000 TO 155,000 BTUH JL-0771-XX	
FLEX GAS CONNECTOR 3/4" x 24" 175,000 TO 200,000 BTUH JL-0771-XX	
<u>CANADA ONLY:</u>	
HOSE GAS CONNECTOR 1/2" x 36" 45,000 TO 155,000 BTUH JL-0771-RC	
HOSE GAS CONNECTOR 3/4" x 36" 175,000 TO 200,000 BTUH JL-0771-RB	
THERMOSTAT 120 VOLT JL-0772-XX	
THERMOSTAT 24 VOLT DIGITAL JL-0569-WR	
<u>24V THERMOSTAT RELAY KITS:</u>	
Single Heater per 24V T-stat JS-0568-KT	
Multiple Heaters per 24V T-stat JM-0303-KT	

APPROVED MINIMUM CLEARANCES TO COMBUSTIBLES

MODEL	SUSPENDED AT AN ANGLE UP TO 45 DEGREES				SUSPENDED HORIZONTALLY		
	D	E	F	G	A	B	C
IRB 60	3"	1"	17"	34"	2.5"	5.5"	34"
IRB 45	5"	1"	29"	32"	4"	8.5"	32"



COMPONENT DESCRIPTION

IGNITION	DIRECT SPARK MODULE	HONEYWELL
COMBINATION GAS VALVE	HONEYWELL 24 VOLT	<u>MANIFOLD PRESSURE:</u> - NATURAL GAS 3 ½" W.C. - PROPANE 10" W.C.
REFLECTORS	10' LONG, OVERLAPPING ENTIRE LENGTH OF THE HEATER- EXCEPT FOR 15' SYSTEMS WHICH WILL ALSO HAVE 5' REFLECTORS	
	REFLECTORS ARE CLOSED AT START AND END OF EACH STRAIGHT RUN OF TUBES BY MEANS OF ALUMINIZED STEEL END CAPS	
TUBES 45 THRU 60 MBTUH INPUT	THE FIRST SECTION IS 10' LONG, 4" DIAMETER, 16 GA. ALUMINIZED STEEL SWAGED ONE END	
	EACH ADDITIONAL SECTION IS 10' LONG, 4" DIAMETER, 16 GA. HOT ROLLED STEEL SWAGED ONE END	
HANGERS	TWO HANGERS SUPPORT EACH LENGTH OF TUBE / REFLECTOR	
COUPLING KIT	ALUMINIZED STEEL COUPLER	
ELBOWS	90 DEGREE ELBOW 4" DIAMETER, 16 GA. ALUMINIZED STEEL, 8 ½" CENTRE RADIUS SWAGED ONE END	
	180 DEGREE ELBOW 4" DIAMETER, 16 GA. ALUMINIZED STEEL, 8 ½" CENTRE RADIUS	
BURNER HOUSING	BOTTOM FOLDS AWAY, PROVIDING ACCESS FROM TWO SIDES, END AND BOTTOM	
BURNER	INCORPORATES EFFECTILE CERAMIC BURNER HEAD WITH MINIMUM OF 835 FLAME PORTS	
	COMPLETE WITH OPERATION STATUS INDICATOR LIGHTS	
TRANSFORMER	120/24VAC; 20VA	
SAFETY SWITCHES	TWO SEPARATE AIR PRESSURE SWITCHES SENSE ADEQUATE COMBUSTION AIR AND BLOCKED FLUE	
BLOWER	COMBUSTION AIR DUCTED DIRECTLY TO INTAKE OF BLOWER	
TERMINAL BLOCK	ALL WIRING CONNECTIONS BY MEANS OF ONE COMMON TERMINAL BLOCK	
THERMOSTAT OPTIONS	LINE VOLTAGE THERMOSTAT 24V THERMOSTAT OPTION REQUIRES FIELD MOUNTED 24V CONTROL RELAY KIT JS-0568-KT	