


patio heater

IO-210 SERIES

MORE HEAT FOR LESS MONEY

infrsave

radiant heaters




A

Three Firing Rates provides cleaner 23,000, 35,000 and 50,000 Btuh in natural gas or propane—all based on our leading edge burner technology.



B

Insulated Cabinet traps convection heat to create additional infrared heat output and lower fuel dollar waste.




C

Stainless Steel Enclosure Lens provides durability, long life and the ability to withstand higher temperature output.



D

Balanced Suspension Points coupled with multiple suspension hardware facilitates quicker, lower cost installations.



E

Weather Resistant Housing provides durability and maintains the heater's aesthetic appeal on your patio.

the heat is on.



Keep your customers warm on those cool summer nights or chilly fall evenings.



Our wall or ceiling mounted IO-210 is the space saving option that directs heat where you need it most. Discreet, efficient and comfort-driven, it's perfect for areas where floor space is at a premium.

InfraSave offers a solution to suit every budget and application. With four patio heater models in 17 styles and the choice of portable or fixed-mount with the best warranty in the industry. Available in natural gas or propane.

So don't settle for an under performing patio heater, keep the heat on tonight.

NOTHING TO HIDE

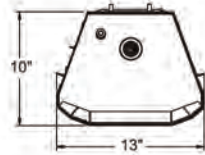
Don't settle for an underperforming infrared heater. InfraSave provides more heat for less money.

IO 210 Series Specifications

DIMENSIONS AND CONFIGURATIONS

MODEL	VOLTAGE VAC	CURRENT AMPS	Btu/hr INPUT	TOTAL WEIGHT (lbs.)	HEATER LENGTH
IO 212-N/L	24	40 VA*	23,000	32	30 1/2"
IO 213-N/L			35,000	44	43 1/2"
IO 215-N/L			50,000	48	43 1/2"

*For a multiple installations: size transforms at 40 VA for the first heater plus 20 VA for each additional heater

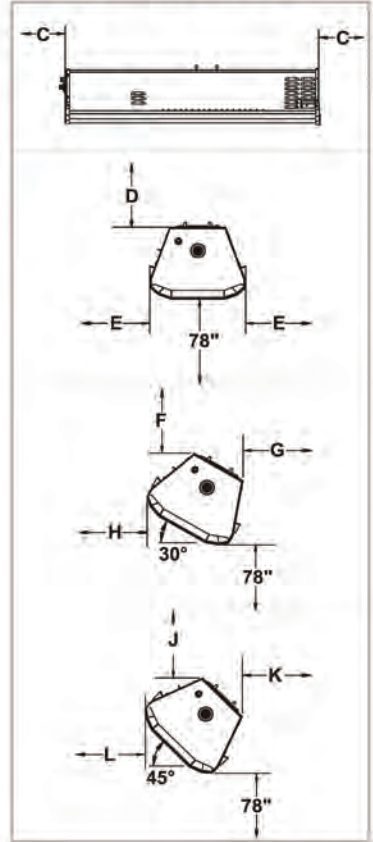


CLEARANCES

CLEARANCES TO COMBUSTIBLES

MODEL	ENDS			30° ANGLE			45° ANGLE		
	C	D	E	F	G	H	J	K	L
IO 212 N/L OUTDOOR	3"	5.5"	7"	9.5"	1"	9.5"	12.5"	1"	11.5"
IO 212 N/L INDOOR	4"	8"	10"	12.5"	2.5"	14"	16"	2"	15.5"
IO 213 N/L OUTDOOR	5"	7.5"	9"	9.5"	1.5"	21"	10.5"	1.5"	23"
IO 213 N/L INDOOR	6"	10.5"	14.5"	14.5"	2.5"	26"	17"	2.5"	28"
IO 215 N/L OUTDOOR	16"	8"	13.5"	10"	2"	21"	12.5"	2"	24.5"
IO 215 N/L INDOOR	17"	11"	19"	16.5"	3"	28.5"	18.5"	4"	30"

InfraSave recommends that for most applications the mounting angle should not exceed 30°



Each IO 210 Series Heater is supplied with a hanging bracket for overhead suspension

Optional Mounting Accessories

Wall Mounting Bracket (30° Mounting Angle) JP-2300-MB


Wall Mounting Arm Kit (Prepiped & prewired) JP-2300-MK

SUGGESTED MOUNTING FOR COMFORT***

MOUNTING PARAMETERS	MODEL IO 212		MODEL IO 213		MODEL IO 215	
	HORIZONTAL	30°	HORIZONTAL	30°	HORIZONTAL	30°
Minimum mounting height to patio floor	6' 6"	6' 6"	7' 0"	7' 0"	8' 0"	8' 0"
Side distance to patio edge	3' 6"	3' 6"	4' 0"	4' 0"	5' 0"	5' 0"
Side distance between heaters	6' 0"	6' 0"	8' 0"	8' 0"	10' 0"	10' 0"

***Note: These mounting distances are suggested, and are subject to on site conditions. If in doubt, please contact your InfraSave distributor.

Luminous Heater Series



Tube Heater Series



Patio Heater Series

